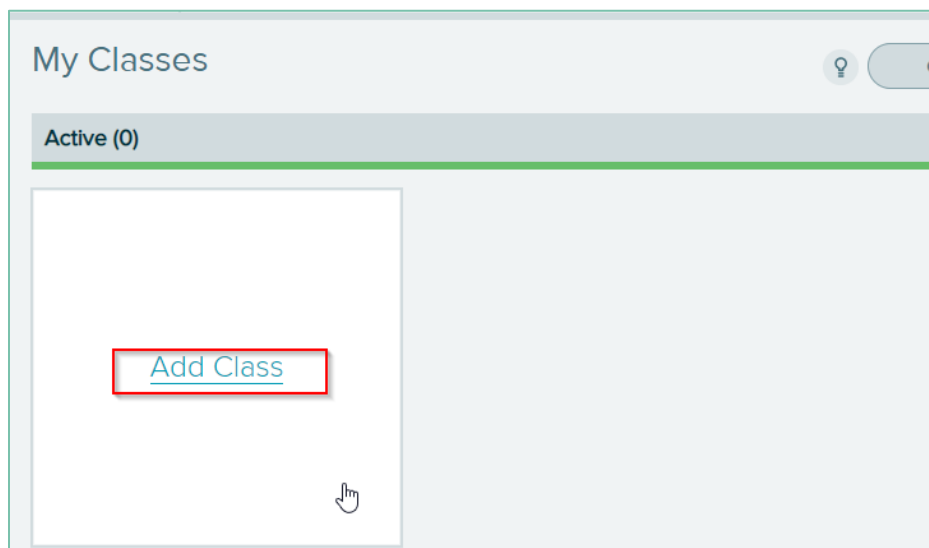


## Student Instructions for Purchasing Additional Access

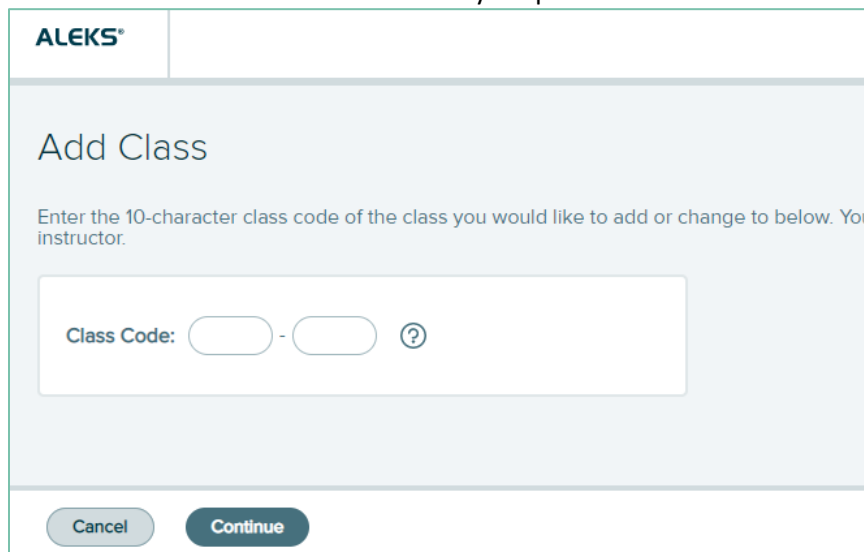
If your access has expired, you can use these instructions to purchase additional access.

### Purchasing a New Subscription

1. From your Student Account Home, click **Add Class**.



2. Enter the 10-character course code for your placement cohort. Click **Continue**.



The screenshot shows the "Add Class" form. At the top left, the "ALEKS®" logo is visible. The main heading is "Add Class". Below the heading, there is a text prompt: "Enter the 10-character class code of the class you would like to add or change to below. You instructor." Below this prompt is a text input field labeled "Class Code:" with two empty input boxes separated by a hyphen, and a question mark icon to the right. At the bottom of the form, there are two buttons: "Cancel" and "Continue". The "Continue" button is highlighted with a dark blue background.

3. Verify the placement cohort information. Click **Confirm**.

### Confirm Class Information

You are about to be enrolled in the following ALEKS class. Check the class details carefully.

Class Code:	XXXXXXXXXXXX
Class:	testing, win 2020
Subject:	Higher Education Math Placement
Class Dates:	10/12/2018 - 10/29/2020
Institution:	ALEKS Internal--Janis

4. Click on **No, I need to purchase an access code**. Click **Continue**.

### Apply Access

Do you have an access code?

No, I need to purchase an access code.


Yes, I have an access code.

Access Code:  -  -  -

5. Enter your information. Click **Review Order**.

Secure Connection Address **Review** Payment Complete Registration

You are registering for:



**ALEKS Placement, Preparation and Learning (ALEKS PPL)**  
\$15.00 USD

**Register for your access code** First enter your information, then place your order.

**Email Address**

- \* Email address:   
Example: jdoe@email.com  
You will use this email address to sign in.
- \* Re-type your email address:

**Tell us about your school**

- \* Country:
- \* State:
- \* School:

**Billing information**  
Enter your billing information as it appears on your credit card statements.

- \* First Name
- \* Last Name
- \* Address:
- \* Country:
- \* State:
- \* City
- \* Zip Code   
Example: 07410
- \* Phone Number   
Example: 9175551111

**McGraw-Hill Education Service Agreement**  
Clicking "I Accept" means that you agree to the terms of the McGraw-Hill Education [Terms of Use](#) and [Privacy Policy](#).


\* I Accept

6. Confirm your order details are correct. Click **Payment**.

Secure Connection Address **Review** Payment Complete Registration

Review Order

**Order Summary**



**ALEKS Placement, Preparation and Learning (ALEKS PPL)**

Billing Address: Sally Student  
123 Education Street, Apt 1  
Ankeny IA, US, 50023

	Subtotal:	\$15.00 USD
	Tax:	\$0.00 USD
	Order Total:	\$15.00 USD

7. Enter credit card information, click on **Place My Order**.

Secure Connection      Address    Review    **Payment**    Complete Registration

---

Sally Student  
123 Education Street  
Apt 1  
Ankeny, IA 50023  
US

[Edit](#)

---

ALEKS Placement, Preparation and Learning (ALEKS PPL)

Order Total: \$15.00 USD

---

Card Holder Name:

Credit Card Number:

Expiration Date:

CVC Number: [What is this?](#)

[Review Order](#) [Place Order](#)

8. **IMPORTANT:** Click on **Complete Registration** to complete your purchase.

McGraw Hill Education      Help    Exit

ALEKS Placement, Preparation, and Learning (ALEK...

---

Secure Connection      Registration and Payment      Review and Place Order      **Complete Registration**

---

Order: **Almost Complete**

A confirmation email has been sent to your email address.

Important: You still need to click on 'Complete Registration' to complete your order.

[Complete Registration](#)

Your Receipt [Print Your Receipt](#)

9. Click on **CONTINUE SIGN UP** to register your access code.

McGraw Hill Education      **ALEKS**®      HOME

---

**YOUR RECEIPT AND ACCOUNT INFORMATION** [Print this page](#)

You are on a secure server.

ALEKS Placement, Preparation, and Learning (ALEKS PPL)

The reference number for this payment to McGraw-Hill Education is: MHHEDG-XXXXXXXXXX

Your ALEKS Access Code is: 12345678901234567890

Since you have purchased your access code by eCommerce, it will be entered automatically when you click on "Continue Sign Up".

[» CONTINUE SIGN UP](#)

10. Click **CONTINUE TO YOUR ALEKS CLASS**. You will now be brought to your student account.

---

## STUDENT REGISTRATION: REGISTRATION COMPLETE

You are enrolled in:

Class:

School:

**Reminder!** Your Login Name is

---

BACK TO ACCOUNT

» CONTINUE TO YOUR ALEKS CLASS

## Technical Support

Where can I get help with ALEKS?

<http://www.aleks.com/faqs/technical>

[http://support.aleks.com/assess\\_placement](http://support.aleks.com/assess_placement)